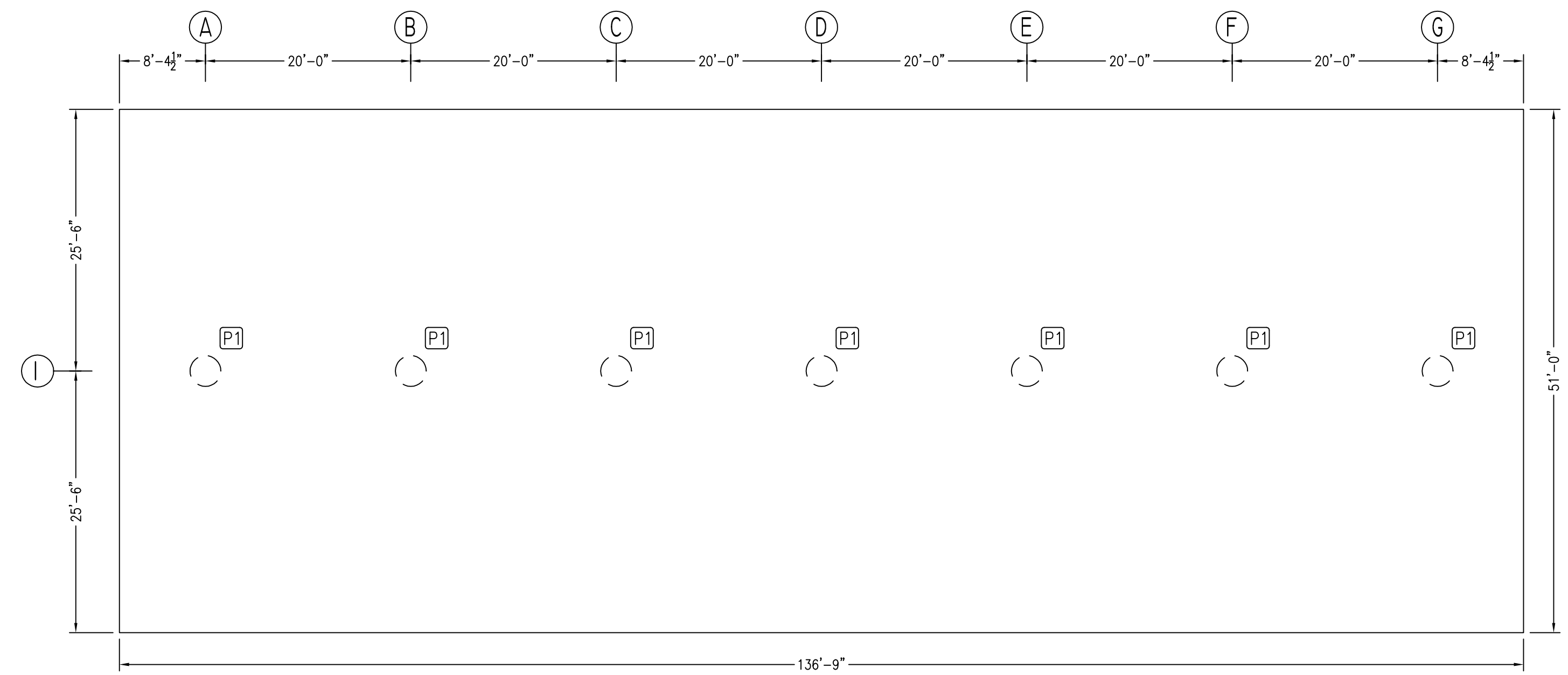


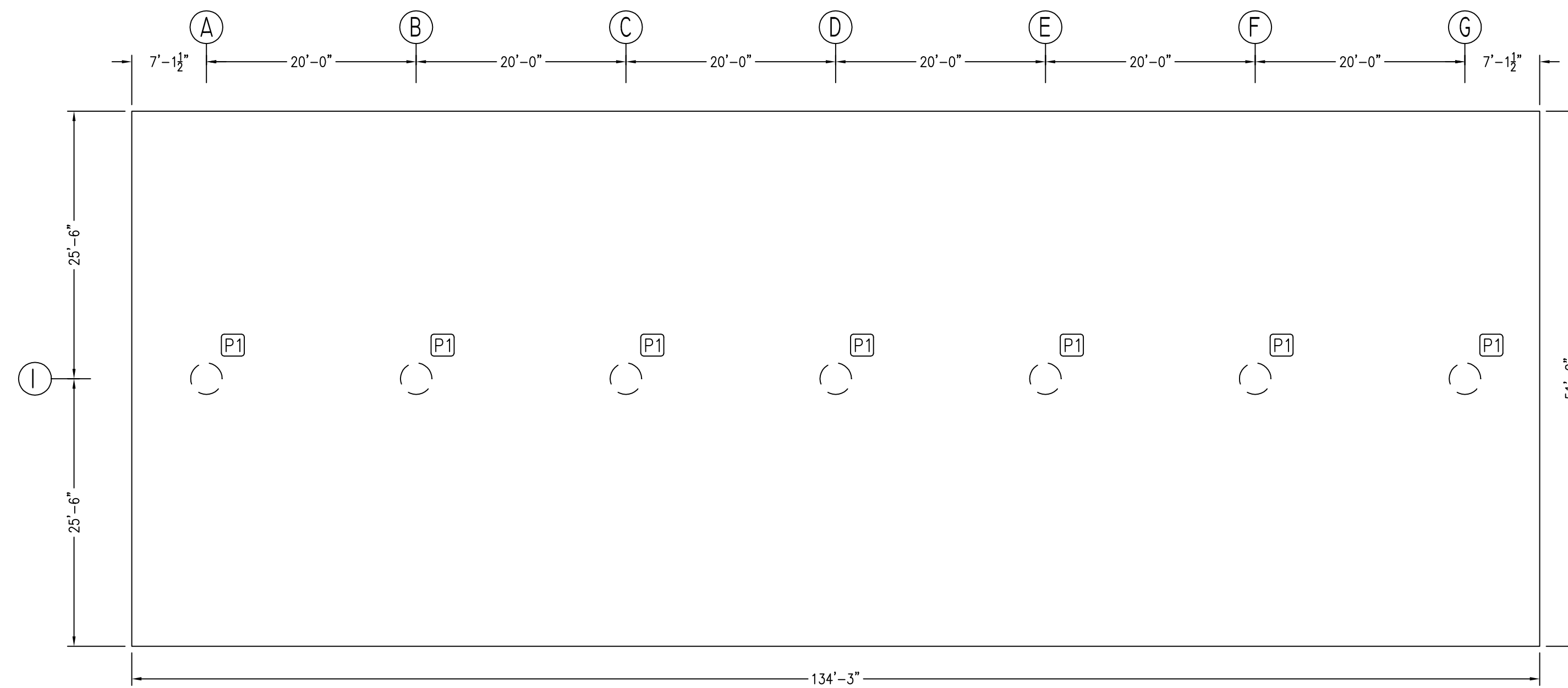
CANOPY 'A' PIERS LAYOUT
 Scale - 1/10"=1'-0"
 REF: 1/3

LEGEND:
 [PX] ← PIER MARK



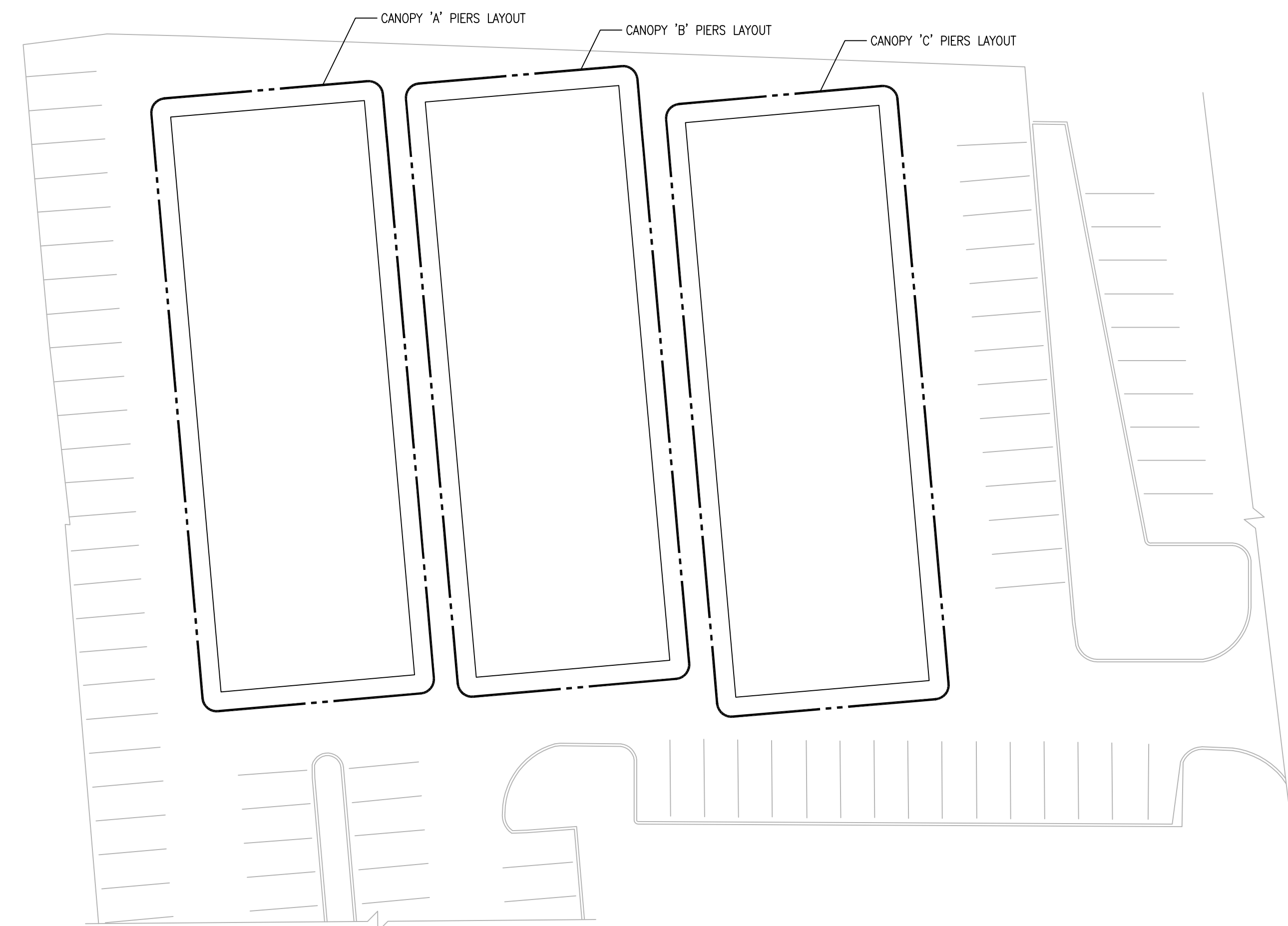
CANOPY 'B' PIERS LAYOUT
 Scale - 1/10"=1'-0"
 REF: 1/3

LEGEND:
 [PX] ← PIER MARK



CANOPY 'C' PIERS LAYOUT
 Scale - 1/10"=1'-0"
 REF: 1/3

LEGEND:
 [PX] ← PIER MARK



PARTIAL SITE KEY PLAN
 N.T.S.

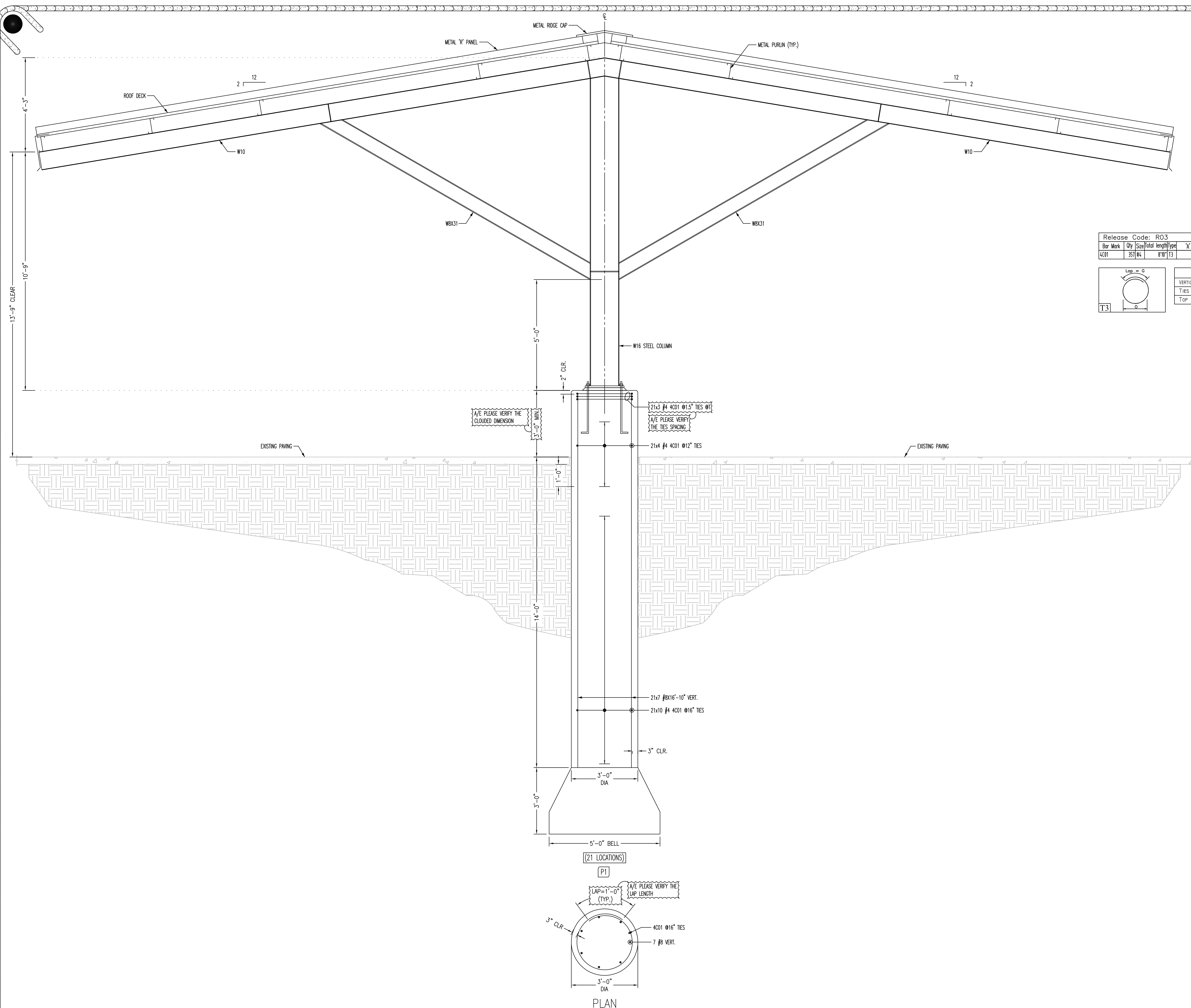
REVISIONS	Date	Remarks
1	11/27/18	FOR APPROVAL

CONCRETE RELATED PRODUCTS
 122 E INDUSTRIAL BLVD
 CLEBURNE TEXAS 76033
 PHONE (817) 558-6999

DRAWING CONTENTS	Project	Location	Customer
CANOPY 'A', 'B' & 'C' PIERS LAYOUT	DALLAS PARK & REC DEPT ADMIN OFFICES	DALLAS, TX.	-

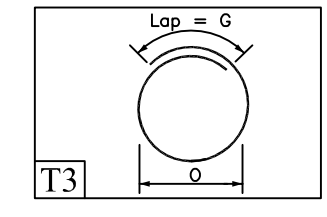
Contract No. 180166
 Drawn by: KKL
 Date: 11/27/18
 Dwg. No.

R03A



Release Code: R03

Bar Mark	Qty	Size	Total length	Type	A'	B'	C'	D'	E'	F'	G'	H'	I'	J'	K'	L'	M'	N'	O'	P'
401	351	#4	8'10"	T3			7'0"				10'									26'



ABBREVIATIONS	
VERTICAL	VERT.
TIES	TIES
TOP	T

ALL BARS IN THIS DRAWING
ASTM A615 GRADE 60
BLACK UNCOATED

PIER DETAILS
Scale = 1/2"=1'-0"
REF: 1/2

REVISIONS	Date	Remarks
1	11/27/18	FOR APPROVAL

CONCRETE RELATED PRODUCTS
122 E INDUSTRIAL BLVD
CLEBURNE TEXAS 76033
PHONE (817) 558-6999

DRAWING CONTENTS	Project	Location	Customer
CANOPY 'A', 'B' & 'C' PIERS LAYOUT	DALLAS PARK & REC DEPT ADMIN OFFICES	DALLAS, TX.	-

THIS PLAGING DRAWING IS PREPARED IN ACCORDANCE WITH STR. SHEET NO 2 DATED ON (08/23/18) STR. SHEET NO 3 DATED ON (10/30/18)

NOTE: THE DIMENSION ON THIS DRAWINGS ARE FOR REFERENCE PURPOSES ONLY. THIS DRAWING IS FOR THE PLACEMENT OF REBAR ONLY AND TO BE USED IN CONJUNCTION WITH THE CONTRACT DRAWINGS.

Contract No. 180166
Drawn by: KKL
Date: 11/27/18
Dwg. No.

R03B