

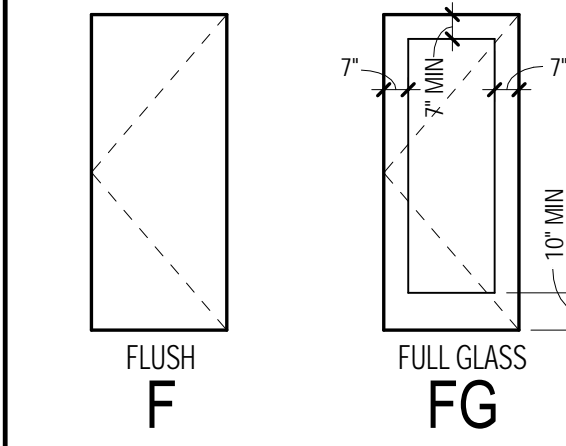
DOOR SCHEDULE

Table with columns: MARK, DOOR, FRAME, FIRE RATING, HARDWARE (HWR NO), and REMARKS. It lists 303 door entries with details on size, type, finish, and glazing.

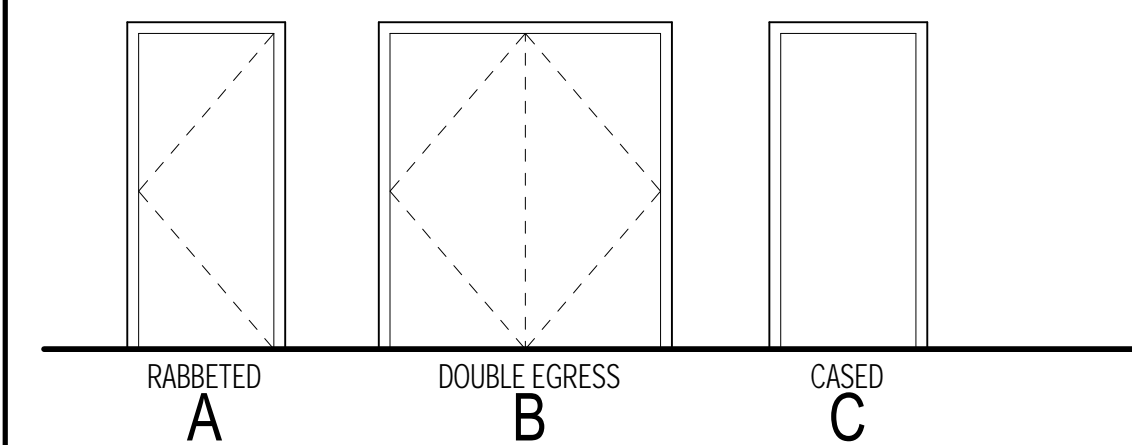
DOOR SCHEDULE GENERAL NOTES

- 1. REFER TO A-81 FOR THE GLAZING SCHEDULE.
2. REFER TO A-83 SERIES FOR DOOR HEAD, JAMB AND SILL DETAILS.
3. ALL DOORS IN SMOKE RESISTANT PARTITIONS TO HAVE POSITIVE LATCHING.
4. NOT USED
5. FIRE-RATING GLAZING IN DOORS SHALL MEET THE FIRE RATING REQUIREMENT OF THE DOORS TO WHICH THEY ARE INSTALLED.
6. NOT USED
7. ALL DOORS TO HAVE BOXED HEADERS UNLESS STEEL CHANNELS ARE INDICATED IN THE REMARKS COLUMN OF THE DOOR SCHEDULE OR UNLESS OTHERWISE INDICATED BY HEAD DETAIL.
8. CONTRACTOR TO FIELD VERIFY DIMENSIONS OF EXISTING OPENINGS THAT ARE TO RECEIVE NEW DOORS.

DOOR TYPE



DOOR FRAME TYPES



DOOR SCHEDULE REMARKS

- 1. PROVIDE WITH MAGNETIC HOLD OPEN.
2. VIEW WINDOWS IN LARGER LEAF ONLY.
3. REFER TO A-81 (VIEW WINDOW SCHEDULE) FOR ELEVATION OF INTERIOR DOOR WITH A SIDE LIGHT.
4. AUTOMATIC CARD SWIPE DOOR
5. NOT USED
6. DOOR SWINGS 180°
7. DOOR SWINGS BOTH WAYS
8. NOT USED
9. NOT USED
10. ALUMINUM FRAMED STOREFRONT. REFER TO A-841 & A-851 (EXTERIOR GLAZED OPENING SCHEDULE) FOR ELEVATION.
11. GLAZED ALUMINUM CURTAIN WALL SYSTEM DOORS. REFER TO A-841 & A-851 (EXTERIOR GLAZED OPENING SCHEDULE) FOR ELEVATION.
12. PROVIDE STEEL CHANNEL FRAME AT HEAD AND JAMB OF DOOR
13. NOT USED
14. NOT USED
15. NOT USED
16. NOT USED

DOOR SCHEDULE ABBREVIATIONS

- AL1 - ANODIZED ALUMINUM
AL2 - BRONZED ALUMINUM
HM - HOLLOW METAL
- - REFER TO MANUFACTURER
PLAM - PLASTIC LAMINATE FACED DOOR
PNT - PAINTED FINISH
SCWD - SOLID CORE WOOD DOOR
SF - STAINED FINISH
SO - SWING OUT, SIDELIGHT

PERKINS + WILL

10100 North Central Expressway
Suite 300
Dallas, Texas 75231
214.263.8700
214.263.8701
www.perkinswill.com

DALLAS PARK AND RECREATION DEPARTMENT ADMINISTRATIVE OFFICES

10031 E. NORTHWEST HWY
DALLAS, TX 75238

LANDSCAPE


KEVIN SLOAN STUDIO
2400 EMPIRE CENTRAL, SUITE F
DALLAS, TX 75226
MATT TURBS
(214) 459-1784

STRUCTURAL

PLG ENGINEERING
5445 Lykens SUITE 300
DALLAS, TX 75231
ANDY AARERS
214.739.6100

MEP

SW ASSOCIATES
6429 LBJ FWY
SUITE 300 - LB129
DALLAS, TX 75240
CARL HEWETT
214.397.0271



Revisions

Table with 3 columns: NO, ISSUE, DATE

Table with 2 columns: Label, Value. Includes Sheet Information, Date (May 25, 2016), Job Number (146054.000), Drawn (VBW), Checked (RC), Approved (PLC), and Title (DOOR SCHEDULE).

DOOR SCHEDULE

Sheet A-821